



NTSC U/C

PlayStation™

BROOKEN HELIIX™



MATURE

M

AGES 17+

CONTENT RATED BY
ESRB

SLUS-00289



WARNING: READ BEFORE USING YOUR PLAYSTATION™ GAME CONSOLE.

A very small percentage of individuals may experience epileptic seizures when exposed to certain light patterns or flashing lights. Exposure to certain patterns or backgrounds on a television screen or while playing video games, including games played on the PlayStation™ game console, may induce an epileptic seizure in these individuals. Certain conditions may induce previously undetected epileptic symptoms even in persons who have no history of prior seizures or epilepsy. If you, or anyone in your family, has an epileptic condition, consult your physician prior to playing. If you experience any of the following symptoms while playing a video game – dizziness, altered vision, eye or muscle twitches, loss of awareness, disorientation, any involuntary movement, or convulsions – IMMEDIATELY discontinue use and consult your physician before resuming play.

WARNING TO OWNERS OF PROJECTION TELEVISIONS:

Still pictures or images may cause permanent picture-tube damage or mark the phosphor of the CRT, avoid repeated or extended use of video games on large-screen projection televisions. Refer to your projection TV instruction manual for more details.

HANDLING YOUR PLAYSTATION™ DISC:

- This compact disc is intended for use only with the PlayStation™ game console.
- Do not bend it, crush it or submerge it in liquids.
- Do not leave it in direct sunlight or near a radiator or other source of heat.
- Be sure to take an occasional rest break during extended play.
- Keep this compact disc clean. Always hold the disc by the edges and keep it in its protective case when not in use. Clean the disc with a lint-free, soft, dry cloth, wiping in straight lines from center to outer edge. Never use solvents or abrasive cleaners.

BROKEN HELIX™

Table of Contents

Set Up	2
Using the Controller	3
Mission Orders.....	4
Options & Game Screens	6
Items & Power-Ups	9
Hints & Tips	15
Game Notes	16

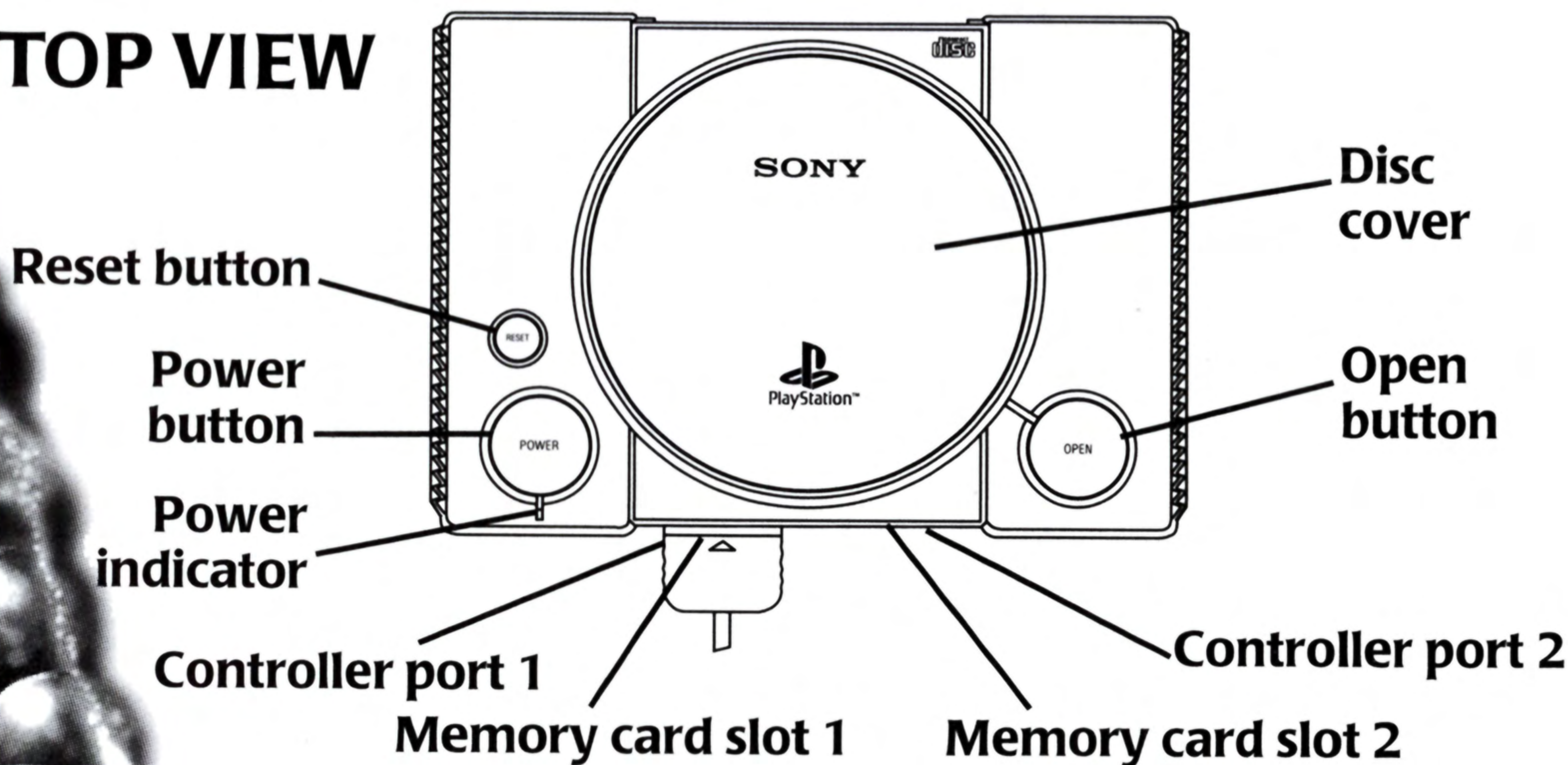
BROKEN HELIX™

Set-Up

Set up your PlayStation™ game console according to the instructions in its Instruction Manual. Make sure the PlayStation™ power is off before inserting or removing a compact disc. Insert the BROKEN HELIX™ disc and close the Disc Cover. Insert game controllers and turn on the PlayStation™ game console. Follow on-screen instructions to start a game.

Thank you very much for purchasing Konami's BROKEN HELIX™. Before playing, please read this manual carefully to ensure correct use.

TOP VIEW



BROKEN HELIX™

Using the Controller

L2 and R2 Button: Center screen

L2 Button:
Look down

R2 Button:
Look up

△ Button: Jump
SELECT + △:
Load energy

L1 Button:
Strafe left

R1 Button:
Strafe right

□ Button: Shoot
SELECT + □:
Change weapon

Directional Buttons:
Move Jake

○ Button: Interact
(talk, use, etc.)
SELECT + ○: Toggle
Jake's attitude from
NEUTRAL to HOSTILE
(and back) A change
from Robot to Jake

SELECT Button:
Used in
conjunction with
other buttons
for
special options

START Button: Call up
inventory screen. Use
directional buttons to
move around items, then
press ○ to ready an item
for use. Press ✕ to give an
item to someone (or
something). Press △ to go
to the Save/Load Game
menu

**✕ Button: Crawl
forward. Tap ✕ once
to stand up**
**SELECT + ✕: Activate
map**

BROKEN HELIX™

Mission Orders

My life is in your hands so listen up. My name's Jake Burton and I diffuse bombs for the

military. I decided early in life if I wasn't living on the edge, I wasn't living. I've seen the ugly side of war and I've made many enemies... I guess that's to be expected. Some people think I've got a nasty attitude and I'm overly cocky, I can live with that. When I was very young my father died in a plane crash on his way to work. He was a genetic engineer that worked at a military base called Area 51.

A couple months ago while diffusing explosives in the Pentagon, I looked at files I should have ignored. The files contained



BROKEN HELIX™

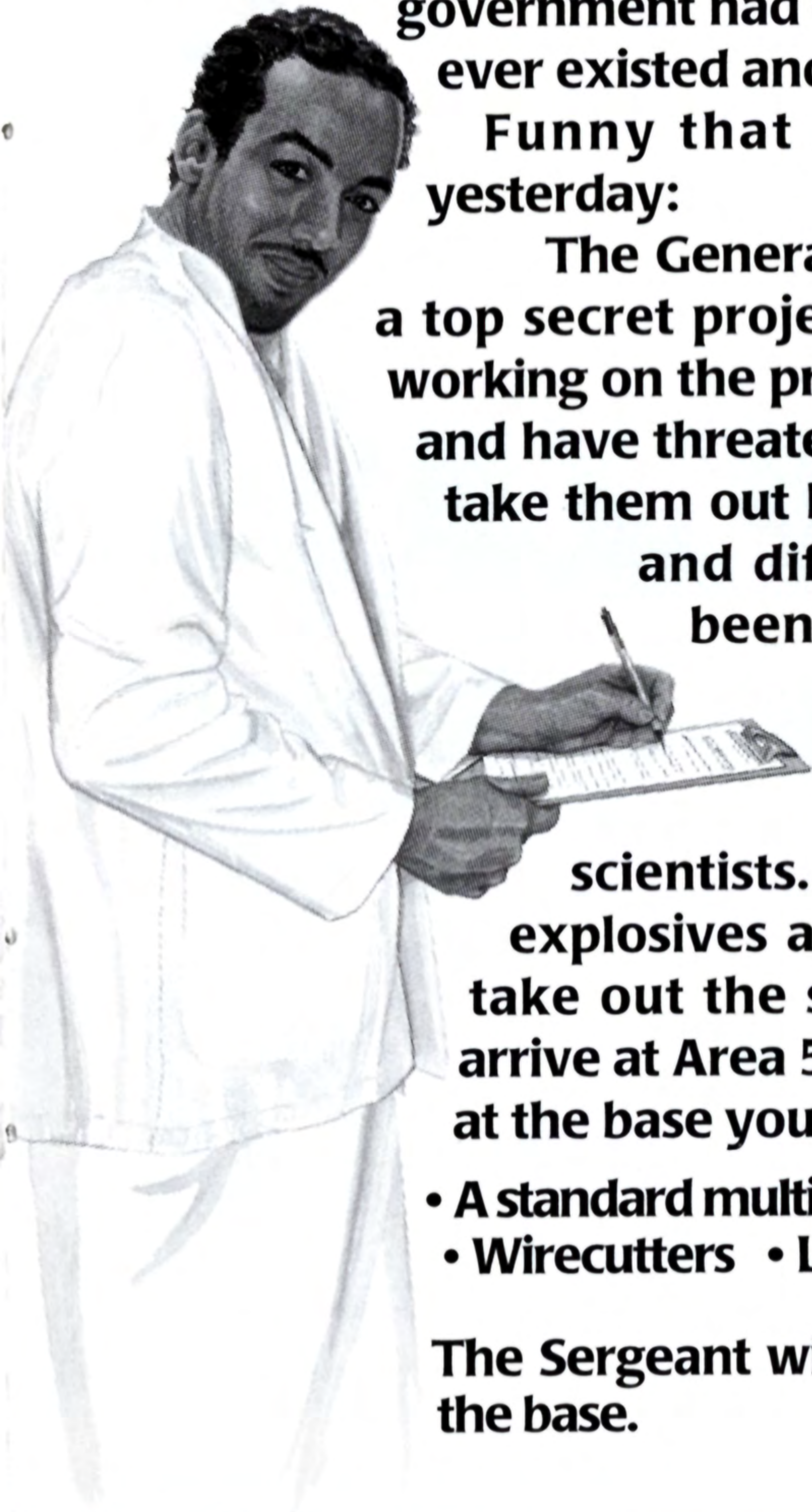
information about the plane crash that killed my father. It seems the government had covered up any knowledge that Area 51 ever existed and that my father had ever worked there.

Funny that I received the mission orders just yesterday:

The General has orders from the Pentagon to end a top secret project going on at Area 51. The scientists working on the project have set up explosives in the base and have threatened to blow it up if the military tries to take them out by force. You have been chosen to find and diffuse the explosives. After they have been diffused, you will be escorted out of the base. You are ordered not to look at any information regarding the project and not to kill any of the scientists. The Lieutenant is waiting until the explosives are diffused to send his troops in to take out the scientists. Helicopter transport to arrive at Area 51 at 0600 hours. Upon your arrival at the base you will be given the following:

- A standard multi-purpose rifle with high voltage stun
- Wirecutters
- Large energy cell
- Med kit

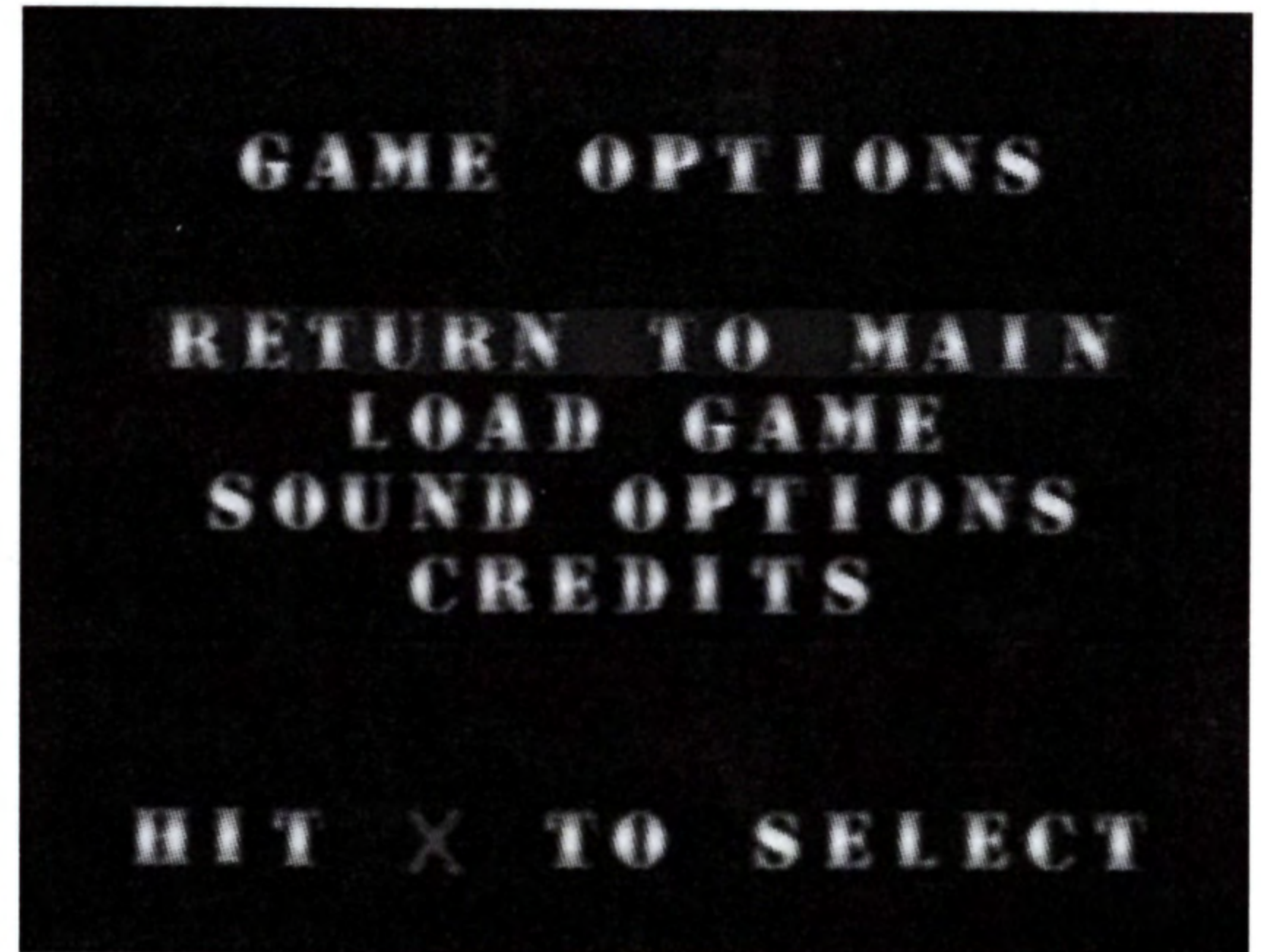
The Sergeant will inform you of any changes at the base.



BROKEN HELIX™

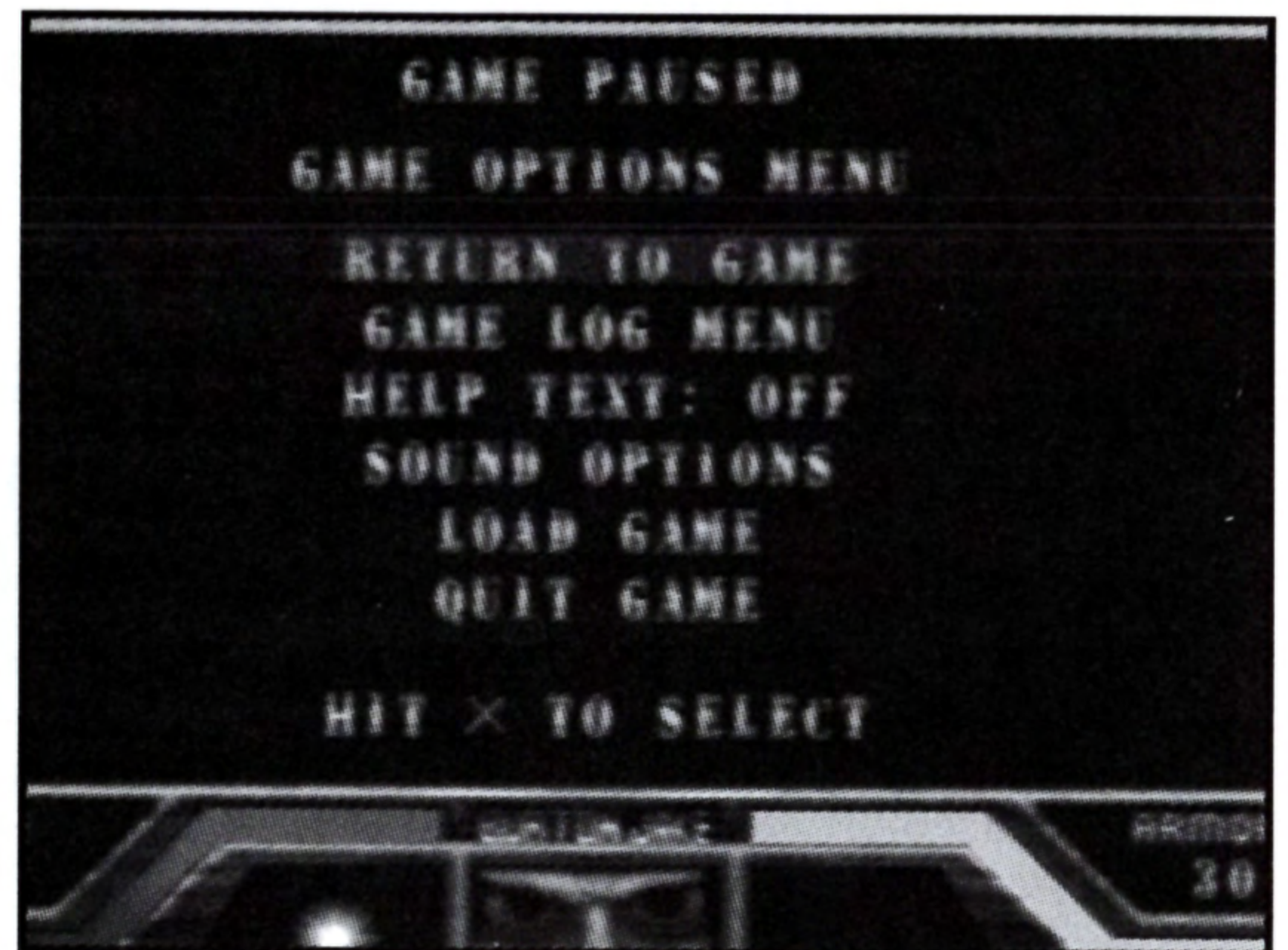
Options Screen

The **OPTIONS SCREEN** gives the player access to load game menu, sound options, help text and credits.



Game Options Screen

The **GAME OPTIONS** screen can be reached by pressing the \triangle button from the items menu. The **GAME OPTIONS** screen

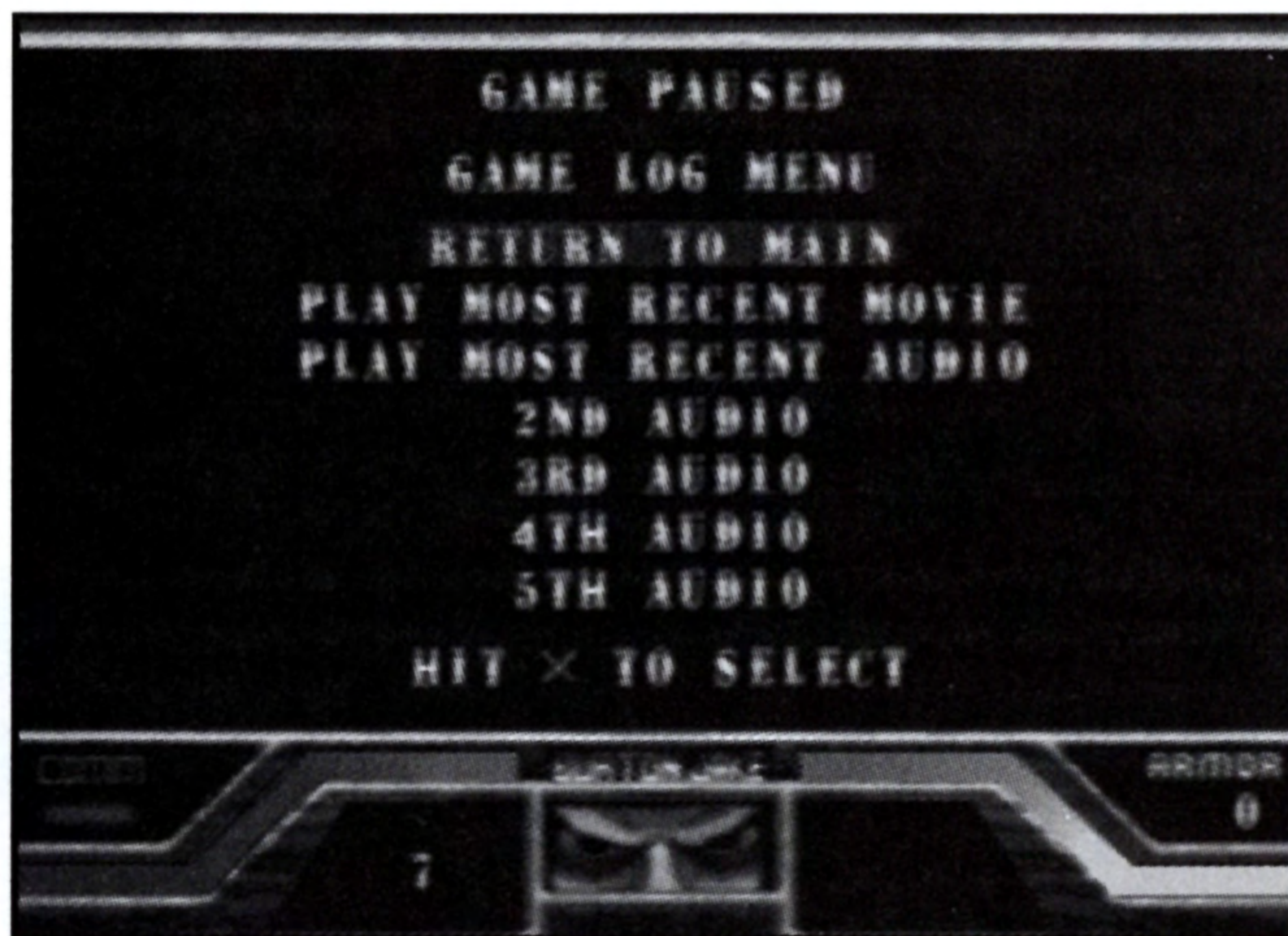


allows the player to pause the game, access the game log, sound options, help text and load game menus.

BROKEN HELIX™

Game Log Screen

The GAME LOG allows the player to review the last movie in the game and up to 5 previous conversations.




4-D Time Element: Broken Helix™ uses a 4D engine. When the player starts the game everything takes place in real time. Scientists and creatures on other levels move around triggering different events even if Jake is not on that current level. If you walk away from the controller, be sure to pause the game because when you come back you could be dogmeat.

BROKEN HELIX™

The Game Screen

COMM-LINK:
Lights for
Incoming
Messages



**JAKE
BURTON
(YOU)**

**ARMOR
RATING**

**HEALTH
STATUS**

**WEAPON
READIED**

**WEAPON
ENERGY LEVEL**

ATTITUDE:
Neutral or Hostile
A change from
Robot to Jake

**ITEM
READIED
FOR USE**

BROKEN HELIX™

Items and Power-ups



Any items that Jake finds in the game appear in the ITEMS MENU. To access the menu press START.

BROKEN HELIX™

Multi-Purpose Rifle Weapon Add-Ons

High Voltage: Use to disrupt your targets electrostatic energy. Effective for temporarily stunning a target.


Plasma:
Will destroy most small targets easily.
Increased use may disable larger targets as well.

Flamethrower:
Hot. Real hot. Great for short range.

Grenades: Medium powered explosive grenades.

There's More But You Have To Find Them!

10




BROKEN HELIX™



Health

There are medical kits which can restore your health.



Energy

Power-ups

These are used to restore your weapon(s) energy to full capacity. These can be found in different sizes, which restore different amounts of energy.

BROKEN HELIX™


Armor

Various pieces of military issue armor can be found and used for your protection.



Pill

IMPORTANT: Use as a virus antidote.



Wire cutters

When you find a bomb, use these to defuse it!



BROKEN HELIX™

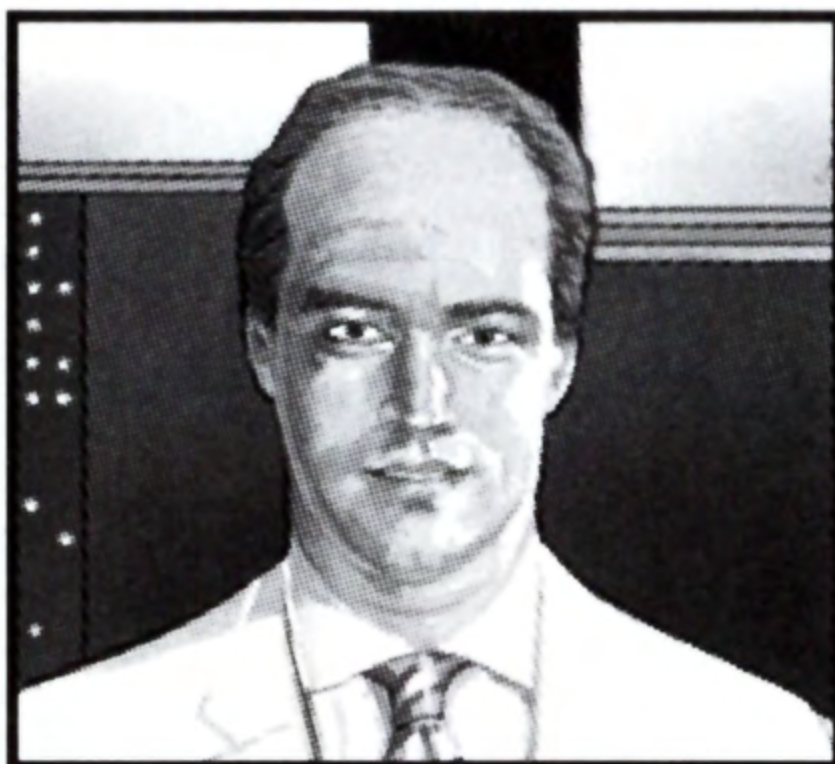
Keys

Sometimes you will find key cards which are color-coded for corresponding doors. Sometimes you may be given key cards. And sometimes you may have to temporarily stun someone and press the ○ button to search and take what you want.



Photograph

You start out carrying a photo of your father. You love your dad, and if anyone has a problem with that, they can take their comments, write 'em on a piece of paper, stick 'em down the barrel of your grenade launcher and wait for your feedback.



BROKEN HELIX™



CDs:

CDs are used to save a game. You can save your game at any time by going to your items menu and selecting one. NOTE: Each CD allows you to save your game once.

Other items

You may find items or be given things during your bomb disposal mission. As Dad always said, "Things happen for a reason."

Robots

Located in Robot Control Centers throughout the base. They range from maintenance droids to well-armed warbots. To use a robot, walk up to a monitor outlined in RED and press the ○ button. You can give the robot up to 4 items by standing next to him, selecting item and pressing the ✕ button. To switch back to Jake press SELECT+ ○.

BROKEN HELIX™

Hints & Tips

- ◆ In Area 51, knowledge is power. Talk to others by standing next to them and pressing the ○ button.
- ◆ Listen carefully to communicator conversations. They will help you on your mission. Remember that there are four main story lines. Some objects you pick up may help you on other missions.
- ◆ Don't blow up everything you see.
- ◆ Look around for clues on the monitors. Jake can interact with the monitors outlined in red light. They can be used to access security cameras, maintenance robots, and to turn machinery on and off.
- ◆ Press the ○ button after stunning enemies to check for any items they might have been carrying.
- ◆ Use robots to get into hard to reach areas.
- ◆ To give other characters health, stand close to them, select "health" and press ✕.
- ◆ Use the overlay map to see where enemies might be hiding.

Consumer support

If you feel stuck in the game, or just need a boost, don't worry! You can call the Konami Game Hint & Tip Line for help on this software and all the fine Konami products.

Konami Game Hint & Tip Line

1-900-896-HINT (4468)

- ☎ 85¢ per minute charge
- ☎ \$1.15 per minute support from a game counselor
- ☎ Touch tone phone required
- ☎ Minors must have parental permission before dialing

Hints are available 24 hours a day. Live support Monday-Friday 8:30 A.M. to 5:00 P.M. CST only. Prices and availability are subject to change. U.S. accessibility only.

Online Support

Konami is available online from:

CompuServe: Click FIND then type konami. We are in the videogame publisher's forum. To become a CompuServe member, you can call CompuServe toll-free at 1-800-524-3388.

Reach us on the World Wide Web at: www.konami.com

E-mail us at 76004.3530@compuserve.com

KONAMI OF AMERICA, INC. LIMITED WARRANTY

Konami of America, Inc. warrants to the original purchaser of this Konami software product that the medium on which this computer program is recorded is free from defects in materials and workmanship for a period of ninety (90) days from the date of purchase. This Konami software program is sold "as is," without express or implied warranty of any kind, and Konami is not liable for any losses or damages of any kind resulting from use of this program. Konami agrees for a period of ninety (90) days to either repair or replace, at its option, free of charge, any Konami software product, postage paid, with proof of date of purchase, at its Factory Service Center. This warranty is not applicable to normal wear and tear. This warranty shall not be applicable and shall be void if the defect in the Konami software product has arisen through abuse, unreasonable use, mistreatment or neglect. THIS WARRANTY IS IN LIEU OF ALL OTHER WARRANTIES AND NO OTHER REPRESENTATIONS OR CLAIMS OF ANY NATURE SHALL BE BINDING ON OR OBLIGATE KONAMI. ANY IMPLIED WARRANTIES APPLICABLE TO THIS SOFTWARE PRODUCT, INCLUDING WARRANTIES OF MERCHANTABILITY AND FITNESS FOR A PARTICULAR PURPOSE, ARE LIMITED TO THE NINETY (90) DAY PERIOD DESCRIBED ABOVE. IN NO EVENT WILL KONAMI BE LIABLE FOR ANY SPECIAL INCIDENTAL OR CONSEQUENTIAL DAMAGES RESULTING FROM POSSESSION, USE OR MALFUNCTION OF THIS KONAMI SOFTWARE PRODUCT.

Some states do not allow limitations as to how long an implied warranty lasts and/or exclusions or limitations of incidental or consequential damages so the above limitations and/or exclusions of liability may not apply to you. This warranty gives you specific rights, and you may also have other rights which vary from state to state.

CONTRA[®] legacy of war[™]



Reach us on the World Wide Web at:
www.konami.com

Konami of America, Inc. • 900 Deerfield Pkwy. • Buffalo Grove, IL 60089-4510
Contra[®], Legacy of War[™], Broken Helix[™] and Konami[®] are trademarks of Konami Co., Ltd.
©1997 Konami Co., Ltd. All Rights Reserved.

Licensed by Sony Computer Entertainment America for use with the PlayStation game console. PlayStation and the PlayStation logos are trademarks of Sony Computer Entertainment Inc. The ratings icon is a trademark of the Interactive Digital Software Association. Manufactured and printed in the U.S.A. THIS SOFTWARE IS COMPATIBLE WITH PLAYSTATION GAME CONSOLES WITH THE NTSC U/C DESIGNATION. U.S. AND FOREIGN PATENTS PENDING.

